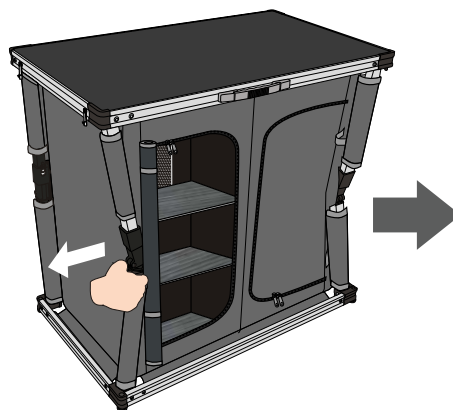


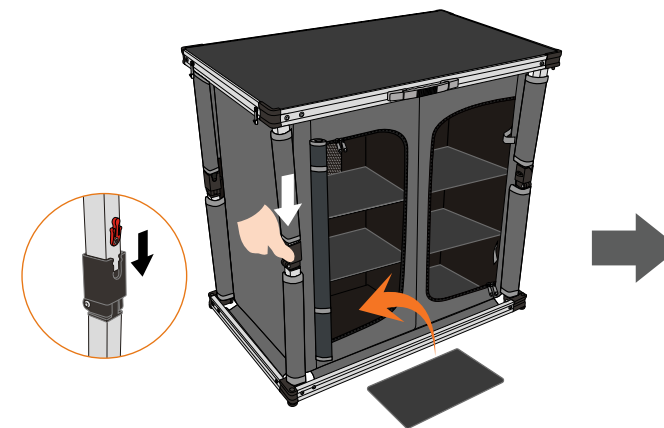
## TO SET UP:



1. Unlock the side lock.

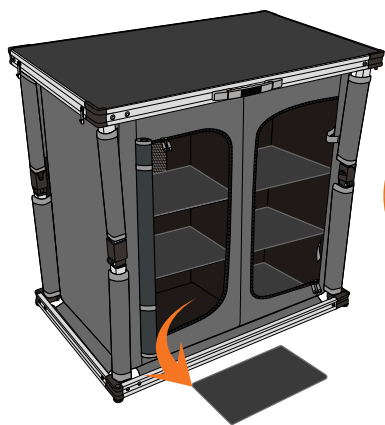


2. Lift the tabletop upward until the side bars are straight.

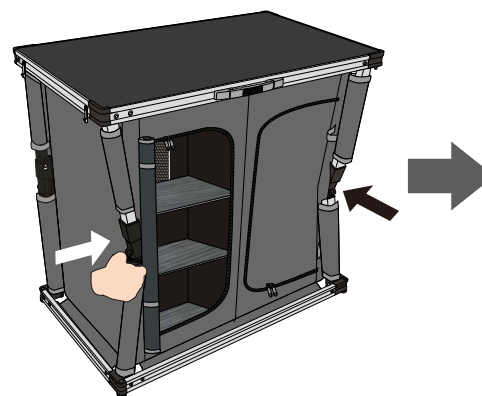
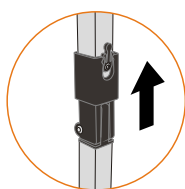


3. Locate the four plastic sleeves (one on each side bar). Slide all four plastic sleeves down the side tube to lock in place. Insert MDF shelves.


## TO PACK UP:



1. Remove the MDF shelves and place at the bottom of the pantry. Unlock the four plastic sleeves (one on each side bar) by sliding upward.



2. Press in on each of the four black plastic brackets (one on each side bar) to fold.



3. Lock the side lock.